

SIDEARMS™



RADIANCE
SOFTWARE



Thank You

Thank you for choosing Radiance Software's advanced TurboChip Game Card, "SIDEARMS."

We at Radiance Software are proud to bring you this fast action, space adventure and are confident it will bring you lots of challenging, arcade fun.

Before using your new TurboChip Game Card, please familiarize yourself with its proper use by reading this instruction manual carefully and in its entirety.

By following the simple precautions herein, you will guarantee yourself many hours of problem free entertainment the whole family can enjoy.

For future reference, please store this manual in a safe location and for additional help either phone Turbo Team at (312) 860-3648 or Write:

Radiance Software
11288 Ventura Blvd., Suite #398
Studio City, California 91604

Look for other exciting Radiance Software titles at a retailer near you!

©1989 Radiance Software
Licensed from CapCom
TurboGrafx™-16 Entertainment SuperSystem
TurboChip Game Card
*Any duplication, copying or rental of this software is strictly prohibited.

Warnings!

Your TurboGrafx-16 SuperSystem and its TurboChip Game Cards are precision devices and should not be used or stored under conditions of excessive temperature or humidity.

1. Be sure power is turned off when changing TurboChip Game Cards.
2. Do not forcibly bend your TurboChip Game Cards.
3. Do not touch or expose to water the SuperSystem hardware or the terminal area of game card.
4. Do not clean SuperSystem or TurboChip with volatile liquids such as paint thinner or benzene.

TurboChip Game Cards are made especially for use with the TurboGrafx-16 Entertainment SuperSystem and will not operate on other systems.

Inserting the TurboChip Game Card

1. Remove the TurboChip Game Card from plastic case.
2. Hold the TurboChip Game Card with the title side up and gently slide it into the Game Card Port until you feel a firm click. (Do not bend the game card or touch its metal parts as this could erase the program).
3. Slide the Control Deck power switch to the ON position. (If your game card is not inserted properly, the Power Switch will not move all the way to the right).
4. The SideArms title screen should now appear on your television screen.

Let the Battle for Survival Begin!

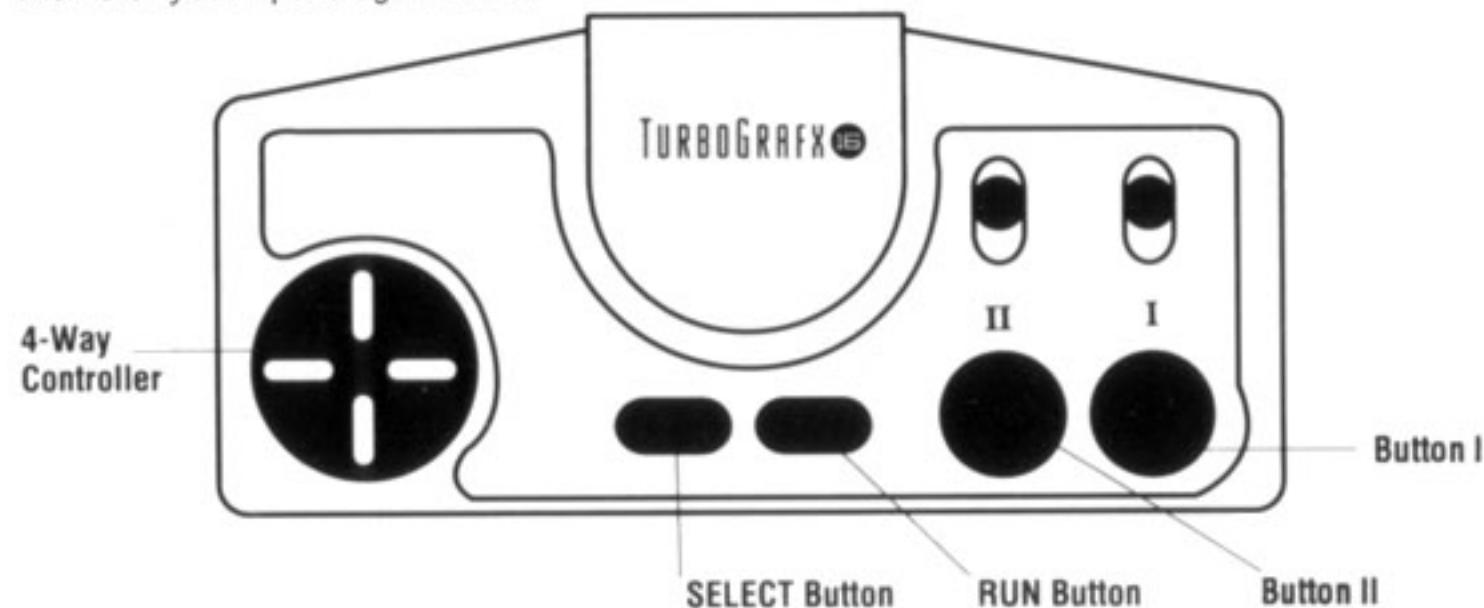
It is light years into the future and there is trouble in your sector. The galaxy is being threatened by an unknown nemesis from a distant black hole and you, earth's lone, Interstellar Warrior must stop the terrible destruction at hand.

Armed only with your government issued sidearm you must use your brains as well as your brawn to avoid ambushes, collect treasures and expand your arsenal of weaponry in preparation for your ultimate battle with the dreaded Nemesis 10.

Will the earth be saved from the fury of this evil empire, our fate is in your hands—Good Luck!

Operating Controls

Use your TurboPad to control the movements of your space age warrior.



4-Way Controller

Allows warrior to move in 8 directions.

SELECT Button

When pressed during game play, this button suspends game play and pauses game.

RUN Button

When pressed prior to game play, this button begins game. Temporarily pauses game when pressed during game play, and allows the Weapons Availability Menu to appear.

Button 1

During game, allows warrior to attack to the right. During display of Weapons Availability Menu, highlights weapon selected for use.

Button 2

During game play, allows warrior to attack to the left.

Quick Start / Basic Instructions

Object of the Game

To advance through ever increasing enemy forces and defeat Nemesis 10 at the final battle. Success will only be achieved by collecting treasures and upgrading weapons along the way.

Starting the Game

Press the RUN Button. This will begin the game from the title screen.

Pausing the Game

Press the SELECT Button any time during game play.

Weapons Availability Menu

Press the RUN Button during game play. This will raise the Weapons Availability Menu from the bottom of the screen. Highlighted weapons are available for use. Select weapon by super highlighting with Button 2. Press RUN Button to return to action with chosen weapon.

Score Display

The top of the screen indicates Your Score, High Score and the number of Lives Remaining.

Continuing the Game

To continue, press the RUN Button within 10 seconds after "GAME OVER" is displayed on the screen. You may continue a maximum of two times. (Reminder: All accumulated weapons will be lost!).

Power Items & Weapons



Pow

Player's speed increases.




wo9

Player's speed decreases.




Star

Adds up and down firing capabilities to some weapons.



Shotgun (SG)

Fires multiple shots forward. Limited range but can be enhanced by collecting additional shotgun symbols. Shotgun shots will extinguish oncoming enemy bullets.



Mega-Ballistic Laser (MBL)

A Single shot laser cannon with enough power to penetrate rock.



Transformation Alpha

The ultimate weapon! Player is joined by alpha space drone and is transformed into the ultimate fighting machine. Player is assisted by automatic 8-way firing, plus armor which allows player to withstand 2 shots before being eliminated.

Power Items & Weapons



Three-Way (3way)

Fires multiple shots in three directions. Can be enhanced by collecting additional Three-Way symbols.



Orbital BIT

Moves around warrior and fires additional rounds. A maximum of 3 Orbital BITS can be collected.



Full Auto (Auto)

Fires continuously in forward direction only.

Bonus Characters



Cosmic Cow

Pick up this little "dogie" along the way and collect an additional 10,000 points.



Space Barrel

Pick up this piece of space debris and collect an additional 3,000 points.



Interstellar Strawberry

Pick up this unusual satellite and collect an additional 1,000 points.

Notes

Call the TurboGrafx Hotline at (312) 860-3648 for additional game playing tips!

NEC TurboChip™ Game Card 90-Day Limited Warranty

Radiance Software warrants this product to be free from defects in material and workmanship under the following terms:

HOW LONG IS THE WARRANTY

This product is warranted for 90 days from the date of the first consumer purchase.

WHO IS PROTECTED

This warranty may be enforced only by the first consumer purchase. You should save your proof of purchase in case of a warranty claim.

WHAT IS COVERED

Except as specified below, this warranty covers all defects in material or workmanship in this product. The following are not covered by the warranty:

1. Any product that is not distributed in the USA by Radiance Software or which is not purchased in the USA from an authorized Radiance Software dealer.
2. Damage, deterioration or malfunction resulting from:
 - a) accident, misuse, abuse, neglect, impact, fire, liquid damage, lightning or other acts of nature, commercial or industrial use, unauthorized product modification, or failure to follow instructions supplied with the product.
 - b) repair or attempted repair by anyone not authorized by Radiance Software;
 - c) any shipment of the product (claims must be submitted to the carrier);
 - d) removal or installation of the product;
 - e) any other cause that does not relate to a product defect.

HOW TO OBTAIN WARRANTY SERVICE

For warranty information or game support, call (312) 860-3648, Monday-Friday 8:30 a.m. to 5:30 p.m. Central Time.

LIMITATION OF IMPLIED WARRANTIES

ALL IMPLIED WARRANTIES, INCLUDING WARRANTIES OF MERCHANTABILITY AND FITNESS FOR A PARTICULAR PURPOSE, ARE LIMITED IN DURATION TO THE LENGTH OF THIS WARRANTY.

EXCLUSION OF DAMAGES

LIABILITY FOR ANY DEFECTIVE PRODUCT IS LIMITED TO THE REPAIR OR REPLACEMENT OF THE PRODUCT AT OUR OPTION. NOT LIABLE FOR:

1. Damage to other property caused by any defects in this product, damages based upon inconvenience, loss of use of the product, loss of time, commercial loss; or
2. Any other damages whether incidental, consequential or otherwise.

SOME STATES DO NOT ALLOW LIMITATIONS ON HOW LONG AN IMPLIED WARRANTY LASTS AND/OR DO NOT ALLOW THE EXCLUSIONS OR LIMITATION OF INCIDENTAL OR CONSEQUENTIAL DAMAGES, SO THE ABOVE LIMITATIONS AND EXCLUSIONS MAY NOT APPLY TO YOU.

HOW STATE LAW RELATES TO THE WARRANTY

This warranty gives you specific legal rights, and you may also have other rights which vary from state to state.

Radiance Software
11288 Ventura Blvd., Suite #398
Studio City, CA 91604
(818) 763-7410



"TurboGrafx", "TurboPad" and
"TurboChip" are trademarks of
NEC Home Electronics (USA) Inc.

©1989 Radiance Software
Printed in USA

RTGX10001